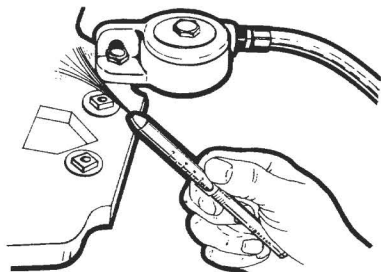
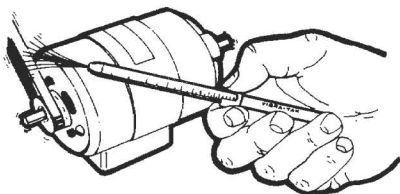


# VIBRA-TAK<sup>®</sup>


## Slide Rule Tachometer



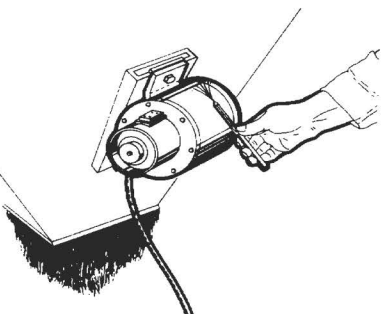
Measure VPM on match plate



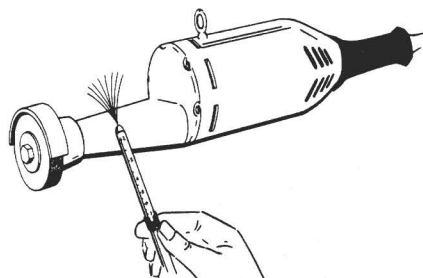
Check electric motor RPM



Measure hopper car vibrator VPM to help correct dangerous overspeed or inefficient underspeed.



Proper speed indicates good vibrator mounting on Bins, Hoppers, or Forms



Check speed of Grinders to match wheel speed to tool speed



The VIBRA-TAK slide rule tachometer is a simple, easy-to-use tool for accurately measuring the speed of a vibrating object. It's the ideal pocket size trouble shooting tool for shop and field mechanics, engineers and service technicians.

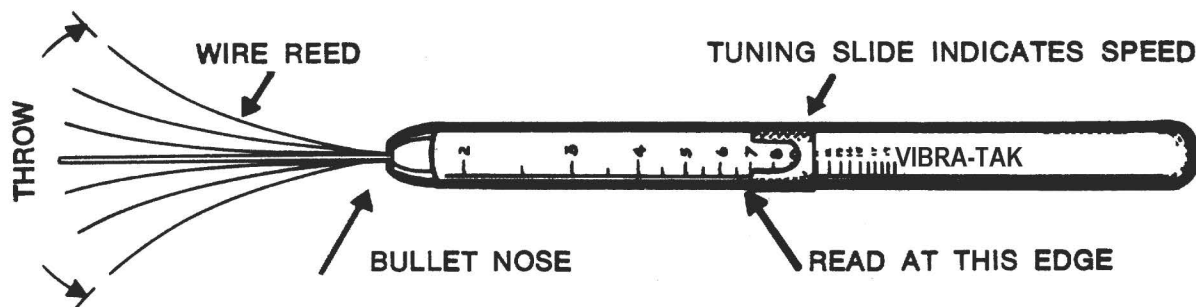
- Measure vibrations per minute (VPM).
- Checks RPM of high speed machines.
- Helps locate the source of unwanted vibration.
- Locates "dead spots" on vibration equipment.
- Comes complete with durable vinyl Case.

PART #	RANGE
TCSTD-TK	2,000 to 21,000



# Superior

SEWING MACHINE & SUPPLY LLC



## HOW TO USE:

1. Press the bullet nose against the vibrating object.

**NOTE:** When using the tachometer on vibrators, place the nose of the tachometer on the air hose about 4" from the vibrator's inlet.

2. Move tuning slide up/down scale until reed reaches maximum throw.
3. SLO-TAK: multiply reading by 100 for vibrations per min., or shaft RPM.  
HI-TAK: multiply reading by 1000 vibrations per min., or shaft RPM.
4. The "throw" of the reed is in direct proportion to speed and amplitude. Each 1/2" of "throw" equals .001" amplitude.

## FOR INTERNAL COMBUSTION ENGINES

This instrument will give a direct read of crank-shaft speed for 1 & 2 cylinder 4-cycle engines. To check the RPM of internal combustion engines, remember that the

**VIBRA-TAK** vibration indicator gives the number of power impulses. Therefore, to measure power RPM:

- 2-cycle engines: divide reading by the number of cylinders.
- 4-cycle engines: divide reading by 1/2 the number of cylinders.

## FOR AIR & ELECTRIC MOTORS, VIBRATORS & POWER TOOLS

When checking electric motors and vibrators, the instrument is read directly. On engines and motors on power tools, mowers, boats, model planes, etc., tune in on any part where vibration can be felt with fingers.